

QuickStyle

Design Blueprint + User Manual



Jayson Raines
Think
2022

Why did we create the QuickStyle?



What you wear every day is a huge decision. For many people, including myself, the process of buying clothes, trying them on, or even figuring out what to wear causes me a great deal of stress and anxiety. A lot of times people have a lot of indecision when picking out clothes which leads to anxiety and ultimately a lack of confidence. People also are afraid to showcase who they really are because they don't have access to the clothing they may want to wear.

What is the Medium?



The medium is a mirror that gives you the ability to try on clothes and different outfits without having to actually put them on. There is an app that is connected to the mirror in which you upload images and links of your clothing items onto it. Then, when using the mirror you can swipe to see how you look in with the clothes on in real time.

Who would it affect?




The QuickStyle has the ability to affect millions of people across the world, simply because everybody faces anxiety and stress and our appearance is one of the main reasons. This will help the mental health of the user and allow us as humans to flourish.

QuickStyle User Manual (Your Closet)

Step One: Download the QuickStyle app on IOS/Android.




Step Two: In the "Your Closet" tab on your phone, click on "Add Clothes". This will allow you to add clothes that you already own. You can upload a link or even simply takes a picture, and the app will register it.



QuickStyle User Manual (Your Closet)

Step Three: Turn the Bluetooth on in the Mirror. Make sure it's connected to your phone.




Step Four: Press the "Your Closet" Section on the Mirror. You will see all the clothes you uploaded to your phone. Press "Try On" and you will be able to try on your own clothes.



QuickStyle User Manual (Fitting Room)

Step One: Press the "Fitting Room" on your connected mirror.



Step Two: You can see the variety of stores we are connected to. Press the store you are interested in.



QuickStyle User Manual (Fitting Room)

Step Three: Scroll through their selection, and try on any of the clothes they offer.



Step Four: If you want to purchase the product you are trying on, you can go to the QuickStyle App and buy it directly from there!

